




FLOOR ACCESS PANEL
 Model KAFA
 6063-T5 Extruded Aluminum Frame
 For All Types of Construction

DATE



SPECIFICATIONS

GENERAL SCOPE:
 Access doors shall be Karp Type KAFA as manufactured by Karp Associates, Inc., Maspeth, N.Y. Sizes shall be as indicated on the drawings.

CONSTRUCTION:
 1. Panels shall be 1/4" 6061-T651 aluminum with the following options: recessed 1/8", flush smooth plate, flush-diamond plate.
 2. Frame shall be 6063-T5 extruded aluminum with die cast corner connectors and shall be installed with rubber cork strip seal.
 3. Panel shall be secured with 10-24 x 3/4 stainless steel FHMS screws.

STANDARD SIZES

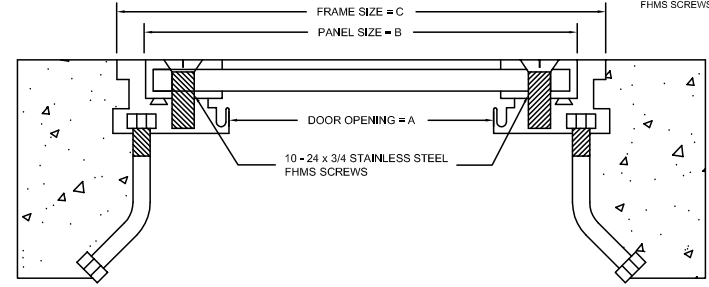
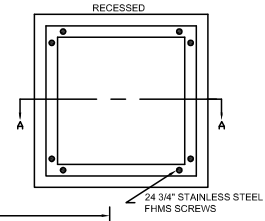
A DOOR SIZE H X W (IN.)	B PANEL SIZE (IN.)	C FRAME SIZE H X W (IN.)	SHIP WT. (LBS.)
12 x 12	13 1/2 x 13 1/2	14 x 14	11.0
18 x 18	16 1/2 x 19 1/2	20 x 20	19.0
24 x 24	25 1/2 x 25 1/2	26 x 26	29.0
30 x 30	31 1/2 x 31 1/2	32 x 32	53.0
36 x 36	37 1/2 x 37 1/2	38 x 38	75.0

PROJECT DATA

Project Name: _____
 Architect: _____
 Contractor: _____
 Agent/Customer Name: _____
 Tagging Instructions: _____
 Special Instructions: _____

PROJECT SCHEDULE

Qty.	H	W	Finish	Remarks



Made with Unlon Labor



FOR MORE INFORMATION CALL 1-888-926-1365
 Superior Specialty Supply • 9 Council Drive • PO Box 417 • Woodsboro, MD 21798 • www.sssupply.com