



Three Generations of Quality Metal Products

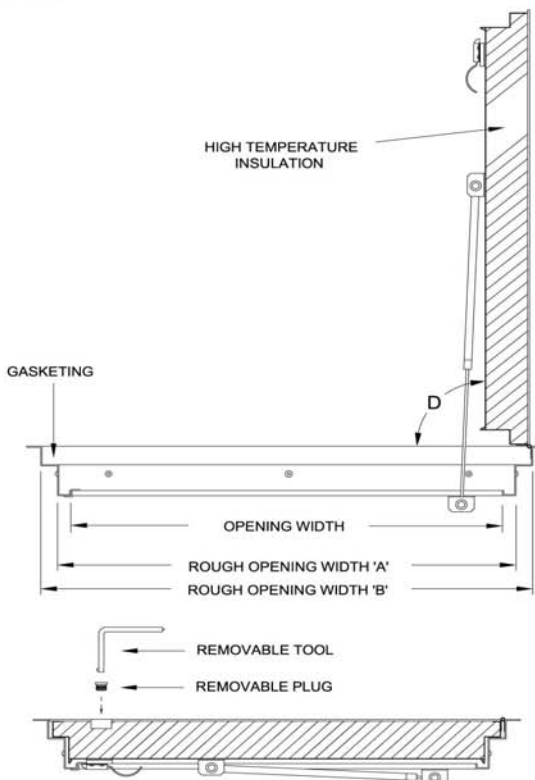
MODEL HD1R - One Hour Insulated Fire-Rated Floor Door

DATA



Tested and listed to standards: NFPA 288, ASTM E119, CAN/ULC S101 and NFPA 251; which states "Transmission of heat through the specimen (floor door) during the classification period (listed rating period) shall not have been as to raise the average temperature on its unexposed surface more than 139° C (250° F) above its initial temperature." Hose stream test standards: NFPA 252, UL 10(b), CAN4-S104 (ULC-S104) and UBC 7-2-94.

- Easily installed into wood framing or cast-in-place applications as specified.
- Designed for simple installation, the contractor is not required to pour cement into the door panel or to apply intumescent coating on underside of the surrounding structure.
- One and two hour fire-rated doors are available with a 4.78mm (3/16") recess to accept VCT tile or carpet.
- Fasteners or anchor straps are supplied for wood framing or cast-in-place applications. Please specify which application is required when ordering.
- Nonstandard sizes readily available upon request.
- Optional: Self-closing mechanism available, contact MAXAM for more details.
- Please reference size chart page when ordering.



Door Panel

4.78mm (3/16") Steel checker plate

Optional Door Panels

- 6.35mm (1/4") Aluminum checker plate
- 6.35mm (1/4") Steel checker plate
- 6.35mm (1/4") Smooth aluminum plate
- 4.78mm (3/16") Smooth steel plate

Optional Recessed Door Panel

Smooth aluminum plate recessed for 4.78mm (3/16") to accept VCT tile or carpet

Live Load

700 kg/sq metre (150 lbs/sq.ft.)

Optional Live Load

1400 kg/sq metre (300 lbs/sq.ft.)

Frames

2.75mm (12ga) and 1.99 (14ga) satin finished (bonderized) steel

Hinge

Continuous stainless steel hinge

Latch

316 stainless steel slam latch with a removable cover plug, operable from the top side by a removable tool and the underside by a spoon handle.

Optional Latch Operator

Hand operated zinc plated recessed turn handle

Panel Operator

316 stainless steel nitrogen cylinders

Insulation

Door panel is filled with a high temperature insulation material.

Finishes

Steel, electrostatically applied grey primer
Aluminum, mill finish

Optional Finish

Door panel painted yellow with the following instructions painted in black:
"FIRE DOOR DO NOT STORE MATERIALS/EQUIPMENT ON SURFACE".

Installation

Concrete: Supplied with stainless steel anchor straps for cast-in-place.

Two part epoxy bituminous coating on outside of frame for cast-in-place applications.

Wood Framing: Supplied with fasteners, drivers and a high temperature sealer. Outer frame prime coated for installation into wood framing.

Ordering

Please reference size charts. Contact us at Maxam for more details.

Note: Fire-rated floor doors are non-returnable.

Guarantee

Manufacturer shall guarantee floor door against defect in material or workmanship for five years from date of shipping.

DOOR IS NOT TO BE EXPOSED TO RAIN, FOR DRY LOCATION USE ONLY.

Patented



FOR MORE INFORMATION CALL 1-888-926-1365
 Superior Specialty Supply • 9 Council Drive • PO Box 417 • Woodsboro, MD 21798 • www.sssupply.com



Three Generations of Quality Metal Products

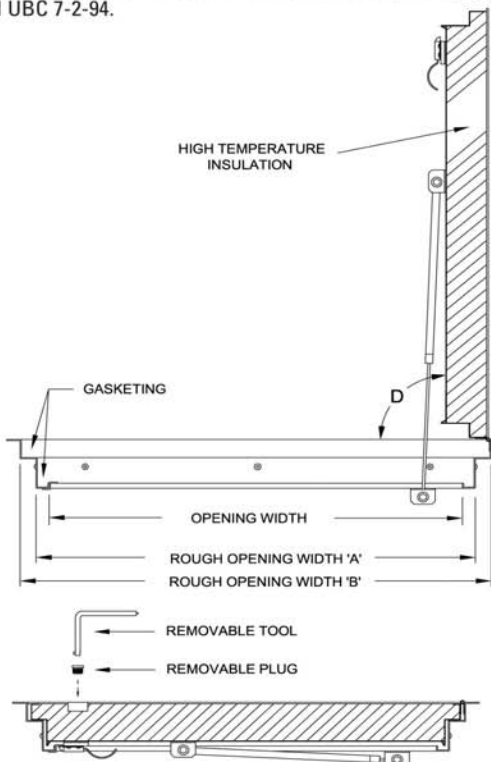
**MODEL FHD1.5R - One and a Half Hour Insulated Fire-Rated Floor Door
Wood Framing or Cast in Place Application**



Tested and listed to standards: NFPA 288, ASTM E119, CAN/ULC S101 and NFPA 251; which states "Transmission of heat through the specimen (floor door) during the classification period (listed rating period) shall not have been as to raise the average temperature on its unexposed surface more than 139° C (250° F) above its initial temperature." Hose stream test standards: NFPA 252, UL 10(b), CAN4-S104 (ULC-S104) and UBC 7-2-94.



- Easily installed into wood framing or cast-in-place applications as specified.
- Designed for simple installation, the contractor is not required to pour cement into the door panel or to apply intumescent coating on underside of the surrounding structure.
- One, one and a half and two hour fire rated doors are available with a 4.78mm (3/16") recess to accept VCT tile or carpet.
- Fasteners or anchor straps are supplied for wood framing or cast-in-place applications. Please specify which application is required when ordering.
- Nonstandard sizes readily available upon request.
- Optional: Self-closing mechanism available, contact MAXAM for more details.
- Please reference size chart page when ordering.
- Door panel standard with handle(s) on the underside.



Door Panel

4.78mm (3/16") Steel checker plate

Optional Door Panels

- 6.35mm (1/4") Aluminum checker plate
- 6.35mm (1/4") Steel checker plate (Available on smaller sizes only)
- 6.35mm (1/4") Smooth aluminum plate
- 4.78mm (3/16") Smooth steel plate

Optional Recessed Door Panel

Smooth aluminum plate recessed for 4.78mm (3/16") to accept VCT tile or carpet

Live Load

700 kg/sq metre (150 lbs/sq.ft.)

Optional Live Load

1400 kg/sq metre (300 lbs/sq.ft.)

Frames

2.75mm (12ga) and 1.99mm (14ga) satin finished (bonderized) steel

Hinge

Continuous stainless steel hinge (Larger sizes standard with heavy-duty continuous zinc plated steel hinge with a brass pin)

Gasket

Frame gasketed on all four sides of the upper and lower sections of the frame assembly.

Latch

316 stainless steel slam latch with a removable cover plug, operable from the top side by a removable tool and the underside by a spoon handle.

Optional Latch Operator

Hand operated zinc plated recessed turn handle (Not available with the optional recessed door panel)

Panel Operator

316 stainless steel nitrogen cylinders

Insulation

Door panel is filled with a high temperature insulation material.

Finishes

Steel, electrostatically applied grey primer Aluminum, mill finish

Optional Finish

Door panel painted yellow with the following instructions painted in black:

"FIRE DOOR DO NOT STORE MATERIALS/EQUIPMENT ON SURFACE".

Installation

Concrete: Supplied with stainless steel anchor straps for cast-in-place. Two part epoxy bituminous coating on outside of frame for cast-in-place applications.

Wood Framing: Supplied with fasteners, drivers and a high temperature sealer. Outer frame prime coated for installation into wood framing.

Ordering

Please reference size charts. Contact us at Maxam for more details.

Note: Fire-rated floor doors are non-returnable.

Guarantee

Manufacturer shall guarantee floor door against defect in material or workmanship for five years from date of shipping.

DOOR IS NOT TO BE EXPOSED TO RAIN, FOR DRY LOCATION USE ONLY.

Patented



FOR MORE INFORMATION CALL 1-888-926-1365
 Superior Specialty Supply • 9 Council Drive • PO Box 417 • Woodsboro, MD 21798 • www.sssupply.com



Three Generations of Quality Metal Products

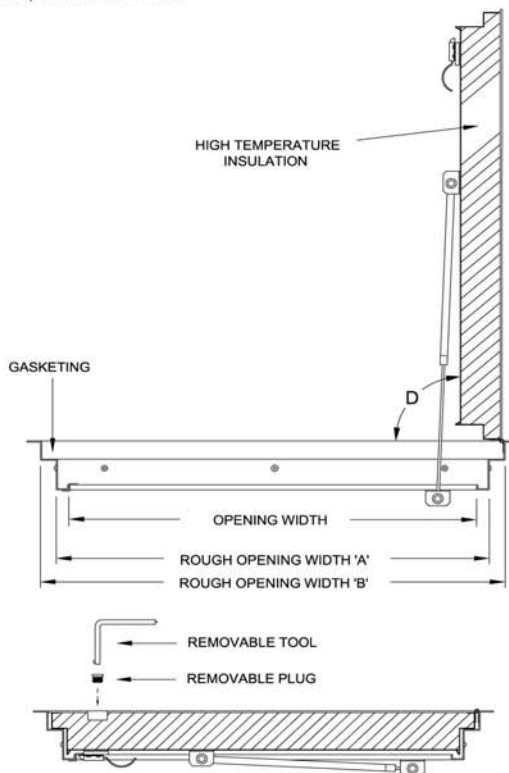
MODEL FHD2R - Two Hour Insulated Fire-Rated Floor Door

DATA



Tested and listed to standards: NFPA 288, ASTM E119, CAN/ULC S101 and NFPA 251; which states "Transmission of heat through the specimen (floor door) during the classification period (listed rating period) shall not have been as to raise the average temperature on its unexposed surface more than 139° C (250° F) above its initial temperature." Hose stream test standards: NFPA 252, UL 10(b), CAN4-S104 (ULC-S104) and UBC 7-2-94.

- Easily installed into wood framing or cast-in-place applications as specified.
- Designed for simple installation, the contractor is not required to pour cement into the door panel or to apply intumescent coating on underside of the surrounding structure.
- One and two hour fire rated doors are available with a 4.78mm (3/16") recess to accept VCT tile or carpet.
- Fasteners or anchor straps are supplied for wood framing or cast-in-place applications. Please specify which application is required when ordering.
- Nonstandard sizes readily available upon request.
- Optional: Self-closing mechanism available, contact MAXAM for more details.
- Please reference size chart page when ordering.



Door Panel

4.78mm (3/16") Steel checker plate

Optional Door Panels

- 6.35mm (1/4") Aluminum checker plate
- 6.35mm (1/4") Steel checker plate
- 6.35mm (1/4") Smooth aluminum plate
- 4.78mm (3/16") Smooth steel plate

Optional Recessed Door Panel

Smooth aluminum plate recessed for 4.78mm (3/16") to accept VCT tile or carpet

Live Load

700 kg/sq metre (150 lbs/sq.ft.)

Optional Live Load

1400 kg/sq metre (300 lbs/sq.ft.)

Frames

2.75mm (12ga) and 1.99mm (14ga) satin finished (bonderized) steel

Hinge

Continuous stainless steel hinge

Latch

316 stainless steel slam latch with a removable cover plug, operable from the top side by a removable tool and the underside by a spoon handle.

Optional Latch Operator

Hand operated zinc plated recessed turn handle (Not available with the optional recessed door panel)

Panel Operator

316 stainless steel nitrogen cylinders

Insulation

Door panel is filled with a high temperature insulation material.

Finishes

Steel, electrostatically applied grey primer
Aluminum, mill finish

Optional Finish

Door panel painted yellow with the following instructions painted in black:
"FIRE DOOR DO NOT STORE MATERIALS/EQUIPMENT ON SURFACE".

Installation

Concrete: Supplied with stainless steel anchor straps for cast-in-place.

Two part epoxy bituminous coating on outside of frame for cast-in-place applications.

Wood Framing: Supplied with fasteners, drivers and a high temperature sealer.

Outer frame prime coated for installation into wood framing.

Ordering

Please reference size charts. Contact us at Maxam for more details.

Note: Fire-rated floor doors are non-returnable.

Guarantee

Manufacturer shall guarantee floor door against defect in material or workmanship for five years from date of shipping.

DOOR IS NOT TO BE EXPOSED TO RAIN, FOR DRY LOCATION USE ONLY.

Patented



FOR MORE INFORMATION CALL 1-888-926-1365
 Superior Specialty Supply • 9 Council Drive • PO Box 417 • Woodsboro, MD 21798 • www.sssupply.com



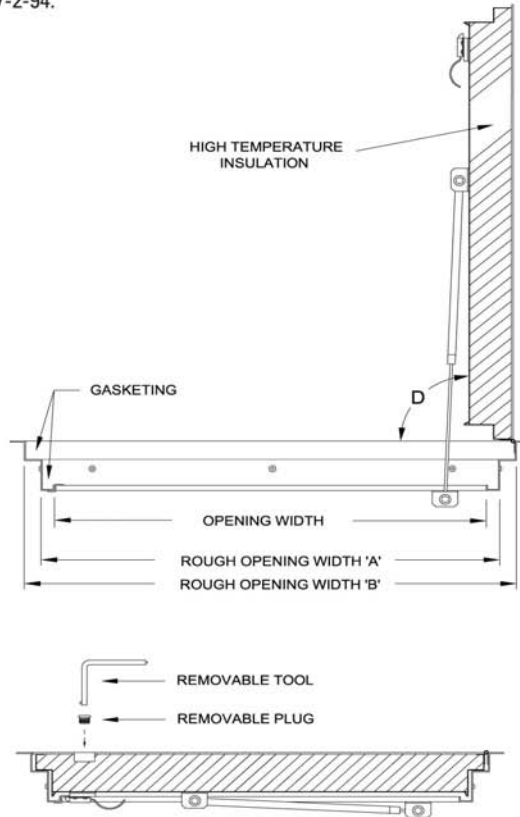
Three Generations of Quality Metal Products

MODEL FHD3R - Three Hour Insulated Fire-Rated Floor Door



Tested and listed to standards: NFPA 288, ASTM E119, CAN/ULC S101 and NFPA 251; which states "Transmission of heat through the specimen (floor door) during the classification period (listed rating period) shall not have been as to raise the average temperature on its unexposed surface more than 139° C (250° F) above its initial temperature." Hose stream test standards: NFPA 252, UL 10(b), CAN4-S104 (ULC-S104) and UBC 7-2-94.

- Designed for simple installation, the contractor is not required to pour cement into the door panel or to apply intumescent coating on underside of the surrounding structure.
- Anchor straps are supplied for cast-in-place applications.
- Nonstandard sizes readily available upon request.
- Optional: Self-closing mechanism available, contact MAXAM for more details.
- Please reference size chart page when ordering.



Door Panel

6.35mm (1/4") Aluminum checker plate

Optional Door Panel

6.35mm (1/4") Smooth aluminum plate

Live Load

700 kg/sq metre (150 lbs/sq.ft.)

Frames

2.75mm (12ga) and 1.99mm (14ga) satin finished (bonderized) steel

Hinge

Heavy-duty continuous zinc plated steel hinge with a brass pin

Latch

316 stainless steel slam latch with a removable cover plug, operable from the top side by a removable tool and the underside by a spoon handle.

Optional Latch Operator

Hand operated zinc plated recessed turn handle

Panel Operator

316 stainless steel nitrogen cylinders

Insulation

Door panel is filled with a high temperature insulation material.

Finishes

Steel, electrostatically applied grey primer
Aluminum, mill finish

Optional Finish

Door panel painted yellow with the following instructions painted in black:
"FIRE DOOR DO NOT STORE MATERIALS/EQUIPMENT ON SURFACE".

Installation

Concrete: Supplied with stainless steel anchor straps for cast-in-place. Two part epoxy bituminous coating on outside of frame for cast-in-place applications.

Ordering

Please reference size charts. Contact us at Maxam for more details.

Note: Fire-rated floor doors are non-returnable.

Guarantee

Manufacturer shall guarantee floor door against defect in material or workmanship for five years from date of shipping.

DOOR IS NOT TO BE EXPOSED TO RAIN, FOR DRY LOCATION USE ONLY.

Patented



FOR MORE INFORMATION CALL 1-888-926-1365
 Superior Specialty Supply • 9 Council Drive • PO Box 417 • Woodsboro, MD 21798 • www.sssupply.com



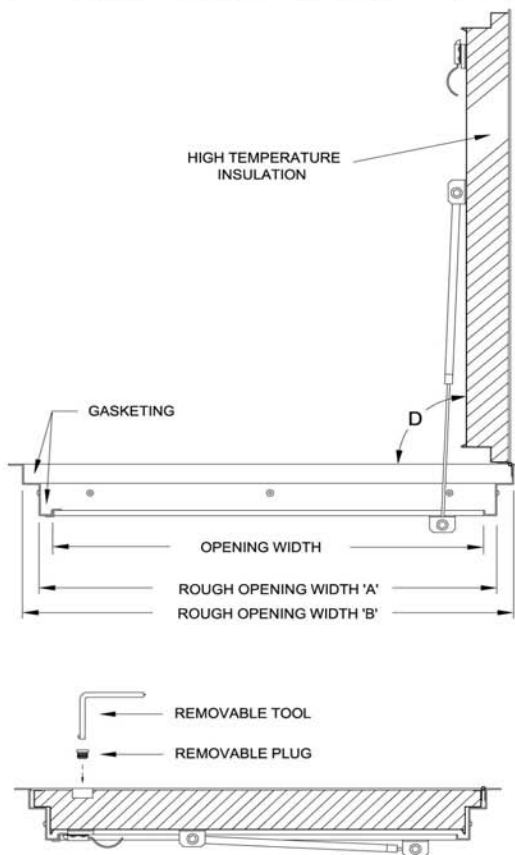
Three Generations of Quality Metal Products

MODEL FHD4R - Four Hour Insulated Fire-Rated Floor Door



Tested and listed to standards: NFPA 288, ASTM E119, CAN/ULC S101 and NFPA 251; which states "Transmission of heat through the specimen (floor door) during the classification period (listed rating period) shall not have been as to raise the average temperature on its unexposed surface more than 139° C (250° F) above its initial temperature." Hose stream test standards: NFPA 252, UL 10(b), CAN4-S104 (ULC-S104) and UBC 7-2-94.

- Designed for simple installation, the contractor is not required to pour cement into the door panel or to apply intumescent coating on underside of the surrounding structure.
- Anchor straps are supplied for cast-in-place applications.
- Nonstandard sizes readily available upon request.
- Optional: Self-closing mechanism available, contact MAXAM for more details.
- Please reference size chart page when ordering.



Door Panel

6.35mm (1/4") Aluminum checker plate

Live Load

700 kg/sq metre (150 lbs/sq.ft.)

Frames

2.75mm (12ga) and 1.99mm (14ga) satin finished (bonderized) steel

Hinge

Heavy-duty continuous zinc plated steel hinge with a brass pin

Latch

316 stainless steel slam latch with a removable cover plug, operable from the top side by a removable tool and the underside by a spoon handle.

Optional Latch Operator

Hand operated zinc plated recessed turn handle

Panel Operator

316 stainless steel nitrogen cylinders

Insulation

Door panel is filled with a high temperature insulation material.

Finishes

Steel, electrostatically applied grey primer Aluminum, mill finish

Optional Finish

Door panel painted yellow with the following instructions painted in black: "FIRE DOOR DO NOT STORE MATERIALS/EQUIPMENT ON SURFACE".

Installation

Concrete: Supplied with stainless steel anchor straps for casting in place. Two part epoxy bituminous coating on outside of frame for cast in place applications.

Ordering

Please reference size charts. Contact us at Maxam for more details.

Note: Fire-rated floor doors are non-returnable.

Guarantee

Manufacturer shall guarantee floor door against defect in material or workmanship for five years from date of shipping.

DOOR IS NOT TO BE EXPOSED TO RAIN, FOR DRY LOCATION USE ONLY.



FOR MORE INFORMATION CALL 1-888-926-1365
 Superior Specialty Supply • 9 Council Drive • PO Box 417 • Woodsboro, MD 21798 • www.sssupply.com

SIZING CHART - FHD1R

Model FHD1R
One Hour Fire-Rated Floor Door – Insulated
Wood Framing or Cast in Place Applications

Inside Dimensions W x L (L = hinge side)		Available with Optional Self Closing mechanism
Hinge side		
Metric (mm) (W x L)	Inches (W x L)	
610 x 610	24 x 24	Yes
610 x 762	24 x 30	Yes
610 x 914	24 x 36	Yes
610 x 1219	24 x 48	Yes
610 x 1372	24 x 54	Yes
762 x 762	30 x 30	Yes
762 x 914	30 x 36	Yes
762 x 1219	30 x 48	Yes
762 x 1372	30 x 54	Yes
914 x 762	36 x 30	Yes
914 x 914	36 x 36	Yes
914 x 1219	36 x 48	Yes
914 x 1372	36 x 54	Yes
1067 x 1067	42 x 42	Yes
1067 x 1372	42 x 54	Yes

Sizes shown are for reference. Combinations can be made using the minimum or maximum size in each dimension (W x L) in the size chart as long as the largest dimension of the door is not exceeded in the width or length column. 42" is the maximum width and 54" is the maximum length.

Note: When custom sizing a door, the optional self closing mechanism may not be available.

When ordering, the second dimension given (shown in red) is the hinge side.

Rough in size on a standard One Hour Fire-Rated Doors is plus 146mm (53/4") in both width x length.

Recessed door panels rough in size is plus 152mm (6").

Manufacturing tolerances are +/- 6.35mm (1/4").

Clear opening size in width is approximately minus 133mm (51/4"). The length dimension (hinge side) has no deduction.



FOR MORE INFORMATION CALL 1-888-926-1365
 Superior Specialty Supply • 9 Council Drive • PO Box 417 • Woodsboro, MD 21798 • www.sssupply.com

SIZING CHART - FHD1.5R

Model FHD1.5R

**One and a Half Hour Fire-Rated Floor Door – Insulated
Wood Framing or Cast in Place Applications**

Inside Dimensions W x L (L = hinge side)		Available with Optional Self Closing mechanism
Hinge side		
Metric (mm) (W x L)	Inches (W x L) ↓	
762 x 610	30 x 24	Yes
914 x 610	36 x 24	Yes
1067 x 610	42 x 24	Yes
1219 x 610	48 x 24	Yes
762 x 762	30 x 30	Yes
762 x 914	30 x 36	Yes
762 x 1219	30 x 48	Yes
762 x 1372	30 x 54	Yes
914 x 762	36 x 30	Yes
914 x 914	36 x 36	Yes
914 x 1219	36 x 48	Yes
914 x 1372	36 x 54	Yes
1067 x 1067	42 x 42	Yes
1219 x 1524	48 x 60	No
1219 x 1219	48 x 48	No
1575 x 1524	62 x 60	No

Sizes shown are for reference. Combinations can be made using the minimum or maximum size in each dimension (W x L) in the size chart as long as the largest dimension of the door is not exceeded in the width or length column. 62" is the maximum width and 60" is the maximum length.

Note: When custom sizing a door, the optional self closing mechanism may not be available.

When ordering, the second dimension given (shown in red) is the hinge side.

Rough in size on standard One and a Half Hour Fire-Rated Doors is plus 146mm (53/4") in both width x length.

Recessed door panels rough in size is plus 152mm (6") in both width x length.

Manufacturing tolerances are +/- 6.35mm (1/4").

Clear opening size in width is approximately minus 159mm (61/4") on smaller doors and varies up to 280mm (11") on the larger doors.

The length dimension (hinge side) has no deduction.



FOR MORE INFORMATION CALL 1-888-926-1365
 Superior Specialty Supply • 9 Council Drive • PO Box 417 • Woodsboro, MD 21798 • www.sssupply.com

SIZING CHART - FHD2R

Model FHD2R Two Hour Fire-Rated Floor Door – Insulated Wood Framing or Cast in Place Applications		
Inside Dimensions W x L (L = hinge side) Hinge side		Available with Optional Self Closing mechanism
Metric (mm) (W x L)	Inches (W x L)	
610 x 610	24 x 24	Yes
610 x 762	24 x 30	Yes
610 x 914	24 x 36	Yes
610 x 1219	24 x 48	Yes
610 x 1372	24 x 54	Yes
762 x 762	30 x 30	Yes
762 x 914	30 x 36	Yes
762 x 1219	30 x 48	Yes
762 x 1372	30 x 54	Yes
914 x 762	36 x 30	Yes
914 x 914	36 x 36	Yes
914 x 1219	36 x 48	Yes
914 x 1372	36 x 54	Yes
1067 x 1067	42 x 42	Yes
1067 x 1372	42 x 54	Yes

Sizes shown are for reference. Combinations can be made using the minimum or maximum size in each dimension (W x L) in the size chart as long as the largest dimension of the door is not exceeded in the width or length column. 42" is the maximum width and 54" is the maximum length.

Note: When custom sizing a door, the optional self closing mechanism may not be available.

When ordering, the second dimension given (shown in red) is the hinge side.

Rough in size on standard Two Hour Fire-Rated Doors is plus 146mm (5 3/4") in both width x length.

Recessed door panels rough in size is plus 152mm (6").

Manufacturing tolerances are +/- 6.35mm (1/4").

Clear opening size in width is approximately minus 159mm (6 1/4").

The length dimension (hinge side) has no deduction.



FOR MORE INFORMATION CALL 1-888-926-1365
 Superior Specialty Supply • 9 Council Drive • PO Box 417 • Woodsboro, MD 21798 • www.sssupply.com

SIZING CHART - FHD3R

Model FHD3R Three Hour Fire-Rated Floor Door – Insulated Cast in Place Applications		
Inside Dimensions W x L (L = hinge side) Hinge side		Available with Optional Self Closing mechanism
Metric (mm) (W x L)	Inches (W x L)	
762 x 610	30 x 24	Yes
914 x 610	36 x 24	Yes
1067 x 610	42 x 24	Yes
1219 x 610	48 x 24	Yes
762 x 762	30 x 30	Yes
762 x 914	30 x 36	Yes
762 x 1219	30 x 48	Yes
762 x 1372	30 x 54	Yes
914 x 762	36 x 30	Yes
914 x 914	36 x 36	Yes
914 x 1219	36 x 48	Yes
914 x 1372	36 x 54	Yes
1067 x 1067	42 x 42	No
1219 x 1524	48 x 60	No
1219 x 1219	48 x 48	No
1626 x 1524	64 x 60	No

Sizes shown are for reference. Combinations can be made using the minimum or maximum size in each dimension (W x L) in the size chart as long as the largest dimension of the door is not exceeded in the width or length column. 64" is the maximum width and 60" is the maximum length.

Note: When custom sizing a door, the optional self closing mechanism may not be available.

When ordering, the second dimension given (shown in red) is the hinge side.

Rough in size on Three Hour Fire-Rated Doors is plus 152mm (6") in both width x length.

Manufacturing tolerances are +/- 6.35mm (1/4").

Clear opening size in width is approximately minus 171mm (63/4") on smaller doors and varies up to 280mm (11") on the larger doors.

The length dimension (hinge side) has no deduction.



FOR MORE INFORMATION CALL 1-888-926-1365
 Superior Specialty Supply • 9 Council Drive • PO Box 417 • Woodsboro, MD 21798 • www.sssupply.com

SIZING CHART - FHD4R

Model FHD4R Four Hour Fire-Rated Floor Door – Insulated Cast in Place Applications		
Inside Dimensions W x L (L = hinge side) Hinge side		Available with Optional Self Closing mechanism
Metric (mm) (W x L)	Inches (W x L)	
762 x 610	30 x 24	Yes
914 x 610	36 x 24	Yes
1041 x 610	41 x 24	Yes
762 x 762	30 x 30	Yes
762 x 914	30 x 36	Yes
762 x 1219	30 x 48	Yes
762 x 1372	30 x 54	Yes
914 x 762	36 x 30	Yes
914 x 914	36 x 36	Yes
914 x 1219	36 x 48	Yes
914 x 1372	36 x 54	Yes
1041 x 1041	41 x 41	Yes
1041 x 1372	41 x 54	No

Sizes shown are for reference. Combinations can be made using the minimum or maximum size in each dimension (W x L) in the size chart as long as the largest dimension of the door is not exceeded in the width or length column. 41" is the maximum width and 54" is the maximum length.

Note: When custom sizing a door, the optional self closing mechanism may not be available.

When ordering, the second dimension given (shown in red) is the hinge side.

Rough in size on Four Hour Fire-Rated Doors is plus 152mm (6") in both width x length.

Manufacturing tolerances are +/- 6.35mm (1/4").

Clear opening size in width is approximately minus 280mm (11").

The length dimension (hinge side) has no deduction.



FOR MORE INFORMATION CALL 1-888-926-1365
 Superior Specialty Supply • 9 Council Drive • PO Box 417 • Woodsboro, MD 21798 • www.sssupply.com

MODEL: FHD1.5R – ONE ½ HOUR FIRE RATING
WOOD FRAMING OR CAST IN PLACE APPLICATIONS

Warnock Hersey listed for a one and a half hour floor/ceiling assembly.



Door: 3/16” Steel checker plate c/w handle(s) on underside

Optional Door Materials: ¼” Aluminum checker plate, ¼” smooth aluminum, ¼” steel checker plate (Available on smaller sizes only), or 3/16” smooth steel plate.

Optional Recess Door Panel: Smooth aluminum, recessed 3/16” for VCT tile or carpet.

Frame: 12 gauge and 14 gauge satin finished (bonderized) steel.

Hinge: Continuous stainless steel hinge
(Larger sizes Heavy-duty continuous zinc plated steel hinge with a brass pin)

Latch: 316 stainless steel slam latch with a removable cover plug, operable from the inside by a spoon handle and the outside by a removable tool.

Optional Latch Operators:

- 1) Recessed turn handle. (Not available with the optional recessed door panel)
- 2) Detention Lock - Recessed turn handle topside with Key operable underside (not available on the recessed door panel or Key topside/operable knob underside (available with the optional recessed door panel)

Panel Operator: 316 stainless steel nitrogen cylinders.

Standard Live Load: 150lbs sq/ft.

Optional: 300lbs sq/ft.

Finish: Steel, electrostatically applied prime coat.
Aluminum, mill finish.

Optional Finish: Door panel painted yellow with instructions in black.

Insulation: High temperature material.

Gasket: Frame gasketed on all four sides on the upper section of the frame only.

Optional: Self-closing mechanism. (Not available on all sizes)

Tested and Listed to: NFPA 288, ASTM E119, CAN/ULC S101 and NFPA 251; which states “Transmission of heat through the specimen (floor door) during the classification period (listed rating period) shall not be as to raise the average temperature on its unexposed surface more than 139° C (250° F) above its initial temperature”. **Hose stream test standards:** NFPA 252, UL 10(b), CAN4-S104 (ULC-S104) and UBC 7-2-94.

Warranty: Maxam Metal Products Ltd. guarantees all floor door products to be free from defects in workmanship and materials for a time period of five years from date of shipping.



FOR MORE INFORMATION CALL 1-888-926-1365
Superior Specialty Supply • 9 Council Drive • PO Box 417 • Woodsboro, MD 21798 • www.sssupply.com

MODEL: FHD1.5R – ONE ½ HOUR FIRE RATING
WOOD FRAMING OR CAST IN PLACE APPLICATIONS

Warnock Hersey listed for a one and a half hour floor/ceiling assembly.



Door: 3/16” Steel checker plate c/w handle(s) on underside

Optional Door Materials: ¼” Aluminum checker plate, ¼” smooth aluminum, ¼” steel checker plate (Available on smaller sizes only), or 3/16” smooth steel plate.

Optional Recess Door Panel: Smooth aluminum, recessed 3/16” for VCT tile or carpet.

Frame: 12 gauge and 14 gauge satin finished (bonderized) steel.

Hinge: Continuous stainless steel hinge
(Larger sizes Heavy-duty continuous zinc plated steel hinge with a brass pin)

Latch: 316 stainless steel slam latch with a removable cover plug, operable from the inside by a spoon handle and the outside by a removable tool.

Optional Latch Operators:

- 1) Recessed turn handle. (Not available with the optional recessed door panel)
- 2) Detention Lock - Recessed turn handle topside with Key operable underside (not available on the recessed door panel or Key topside/operable knob underside (available with the optional recessed door panel)

Panel Operator: 316 stainless steel nitrogen cylinders.

Standard Live Load: 150lbs sq/ft.

Optional: 300lbs sq/ft.

Finish: Steel, electrostatically applied prime coat.
Aluminum, mill finish.

Optional Finish: Door panel painted yellow with instructions in black.

Insulation: High temperature material.

Gasket: Frame gasketed on all four sides on the upper section of the frame only.

Optional: Self-closing mechanism. (Not available on all sizes)

Tested and Listed to: NFPA 288, ASTM E119, CAN/ULC S101 and NFPA 251; which states “Transmission of heat through the specimen (floor door) during the classification period (listed rating period) shall not be as to raise the average temperature on its unexposed surface more than 139° C (250° F) above its initial temperature”. **Hose stream test standards:** NFPA 252, UL 10(b), CAN4-S104 (ULC-S104) and UBC 7-2-94.

Warranty: Maxam Metal Products Ltd. guarantees all floor door products to be free from defects in workmanship and materials for a time period of five years from date of shipping.



FOR MORE INFORMATION CALL 1-888-926-1365
Superior Specialty Supply • 9 Council Drive • PO Box 417 • Woodsboro, MD 21798 • www.sssupply.com

MODEL: FHD2R – TWO HOUR FIRE RATING
WOOD FRAMING OR CAST IN PLACE APPLICATIONS

Warnock Hersey listed for a two hour floor/ceiling assembly.



Door: 3/16” Steel checker plate c/w handle(s) on underside.

Optional Door Materials: ¼” Aluminum checker plate, ¼” steel checker plate,
¼” smooth aluminum, or 3/16” smooth steel plate.

Optional Recess Door Panel: Smooth aluminum, recessed 3/16” for VCT tile or carpet.

Frame: 12 gauge and 14 gauge satin finished (bonderized) steel.

Hinge: Continuous stainless steel hinge.

Latch: 316 stainless steel slam latch with a removable cover plug, operable
from the inside by a spoon handle and the outside by a removable tool.

Optional Latch Operators:

- 1) Recessed turn handle. (Not available with the optional recessed door panel)
- 2) Detention Lock - Recessed turn handle topside with Key operable underside (not available on the recessed door panel or Key topside/operable knob underside (available with the optional recessed door panel)

Panel Operator: 316 stainless steel nitrogen cylinders.

Standard Live Load: 150lbs sq/ft.

Optional: 300lbs sq/ft.

Finish: Steel, electrostatically applied prime coat.
Aluminum, mill finish.

Optional Finish: Door panel painted yellow with instructions in black.

Insulation: High temperature material.

Gasket: Frame gasketed on all four sides on the upper section of the frame only.

Optional: Self-closing mechanism.

Tested and Listed to: NFPA 288, ASTM E119, CAN/ULC S101 and NFPA 251; which states “Transmission of heat through the specimen (floor door) during the classification period (listed rating period) shall not be as to raise the average temperature on its unexposed surface more than 139° C (250° F) above its initial temperature”. **Hose stream test standards:** NFPA 252, UL 10(b), CAN4-S104 (ULC-S104) and UBC 7-2-94.

Warranty: Maxam Metal Products Ltd. guarantees all floor door products to be free from defects in workmanship and materials for a time period of five years from date of shipping.



FOR MORE INFORMATION CALL 1-888-926-1365
Superior Specialty Supply • 9 Council Drive • PO Box 417 • Woodsboro, MD 21798 • www.sssupply.com

**MODEL: FHD3R – THREE HOUR FIRE RATING
CAST IN PLACE APPLICATIONS**

Warnock Hersey listed for a three hour floor/ceiling assembly.



Door: ¼” Aluminum checker plate c/w handle(s) on underside.

Optional Door Materials: ¼” smooth aluminum. (Not recessed)

Frame: 12 gauge and 14 gauge satin finished (bonderized) steel.

Hinge: Heavy-duty continuous zinc plated steel hinge with a brass pin.

Latch: 316 stainless steel slam latch with a removable cover plug operable from the inside by a spoon handle and the outside by a removable tool.

Optional Latch Operator:

- 1) Recessed turn handle.
- 2) Detention Lock - Recessed turn handle topside with Key operable underside or Key topside/operable knob underside

Panel Operator: 316 stainless steel nitrogen cylinders.

Standard Live Load: 150lbs sq/ft.

Finish: Steel, electrostatically applied prime coat.
Aluminum, mill finish.

Optional Finish: Door panel painted yellow with instructions in black.

Insulation: High temperature material.

Gasket: Frame gasketed on all four sides of the upper and lower sections on the frame assembly.

Optional: Self-closing mechanism. (Not available on all sizes)

Tested and Listed to: NFPA 288, ASTM E119, CAN/ULC S101 and NFPA 251; which states “Transmission of heat through the specimen (floor door) during the classification period (listed rating period) shall not be as to raise the average temperature on its unexposed surface more than 139° C (250° F) above its initial temperature”. **Hose stream test standards:** NFPA 252, UL 10(b), CAN4-S104 (ULC-S104) and UBC 7-2-94.

Warranty: Maxam Metal Products Ltd. guarantees all floor door products to be free from defects in workmanship and materials for a time period of five years from date of shipping.



FOR MORE INFORMATION CALL 1-888-926-1365
 Superior Specialty Supply • 9 Council Drive • PO Box 417 • Woodsboro, MD 21798 • www.sssupply.com

**MODEL: FHD4R – FOUR HOUR FIRE RATING
CAST IN PLACE APPLICATIONS**

Warnock Hersey listed for a four hour floor/ceiling assembly.



Door: ¼” Aluminum checker plate c/w handle(s) on underside.

Frame: 12 gauge and 14 gauge satin finished (bonderized) steel.

Hinge: Heavy-duty continuous zinc plated steel hinge with a brass pin.

Latch: 316 stainless steel slam latch with a removable cover plug operable from the inside by a spoon handle and the outside by a removable tool.

Optional Latch Operators:

- 1) Recessed turn handle.
- 2) Detention Lock - Recessed turn handle topside with Key operable underside or Key topside/operable knob underside

Panel Operator: 316 stainless steel nitrogen cylinders.

Standard Live Load: 150lbs sq/ft.

Finish: Steel, electrostatically applied prime coat.
Aluminum, mill finish.

Optional Finish: Door panel painted yellow with instructions in black.

Insulation: High temperature material.

Gasket: Frame gasketed on all four sides of the upper and lower sections on the frame assembly.

Optional: Self-closing mechanism. (Not available on all sizes)

Tested and Listed to: NFPA 288, ASTM E119, CAN/ULC S101 and NFPA 251; which states “Transmission of heat through the specimen (floor door) during the classification period (listed rating period) shall not be as to raise the average temperature on its unexposed surface more than 139° C (250° F) above its initial temperature”. **Hose stream test standards:** NFPA 252, UL 10(b), CAN4-S104 (ULC-S104) and UBC 7-2-94.

Warranty: Maxam Metal Products Ltd. guarantees all floor door products to be free from defects in workmanship and materials for a time period of five years from date of shipping.



FOR MORE INFORMATION CALL 1-888-926-1365
 Superior Specialty Supply • 9 Council Drive • PO Box 417 • Woodsboro, MD 21798 • www.sssupply.com

INSTALLATION INSTRUCTION FOR FIRE-RATED PRODUCTS

Maxam Access Doors have been tested (see attached listed label).

Failure to follow the instructions listed below may void the fire rating of this unit.

1. For vertical or horizontal installation (see attached listed label on door) in wood or steel stud drywall and/or masonry construction, door framing will be prepared in accordance with specification for the required fire rating.
2. Finished door frame opening is to be 6mm(1/4") larger than the Van-Met door frame for each dimension of the door (Width + 6mm(1/4"), Height + 6mm(1/4")).
3. The door panel must be installed square with the door frame.
4. Do not twist or distort the door frame in any direction.
5. The door frame is to be fastened directly and securely to the wall or ceiling framing through all the holes provided in the frame. Screws shall penetrate 13mm(1/2") into steel studs and 25mm (1") into wood.
6. Cement block construction must have all inner holes capped or filled.
7. For masonry block or cast concrete construction, #10 concrete or masonry anchors that penetrate 38mm(1 1/2") must be used for all the holes provided in the door frame.
8. When correctly installed, the door will close and latch when released from an open position of approximately 90°.
9. These doors are not designed to support a live load.

Following these instructions will maintain the fire rating of the assembly as listed (see attached listed label). The installer should check with the local jurisdiction authority before installation to determine any additional requirements.



FOR MORE INFORMATION CALL 1-888-926-1365
Superior Specialty Supply • 9 Council Drive • PO Box 417 • Woodsboro, MD 21798 • www.sssupply.com