

SUBMITTAL: 3600FX2™ FIRE-RATED BLANKET & EXTINGUISHER CABINET - STAINLESS STEEL: PG 1 OF 2

Door and Trim Construction: No. 4 stainless steel. Flush cabinet doors with a 5/8" door stop are attached by a continuous hinge and equipped with zinc-plated handle and roller catch. Full glazed front with pull handle.
Trim Style and Depth: Recessed - 3/8" Flat Trim. Semi-Recessed - 1-1/2" Square Trim, 2-1/2", 4" or 4-1/2" Rolled Edge. 1-3/4" face trim on frame and 1-1/4" trim on door. ADA-compliant models in blue.
Tub: The tub is constructed of cold rolled steel with white powder-coat finish standard. Fire-resistant material is attached to the exterior of the tub. **Please note that dimensions for wall opening have changed in 2015. See Chart Below.**
Shelf: Shelf is located 9" from the top of the cabinet, providing storage for the blanket above the extinguisher.
Blanket: Includes a nominal 62" x 80" x 2.75 lb., processed wool/synthetic fire blanket which meets the Flammable Fabrics Act: Flammability of Clothing Textiles, Title 16, CFR1610.



Model 3636F10FX



Fire-Rating: Fire-FX2™ cabinets are fabricated in accordance with the UL label for one and two hour combustibile and non-combustibile wall system building codes. The fire testing has met the requirement of ANSI/UL 1479 (ASTM –E814) and ULC/CAN S115-for membrane and penetration firestops. Installation instructions must be strictly adhered to in order to obtain the fire rating.

STEP 1: Select Model Number , Size & Quantity (Refer to Chart Below)

STEP 2: Select Door Style:

___ **F10** Full Acrylic Glazing w/Pull ___ **G10** Full Acrylic Glazing w/SAF-T-LOK™ & Pull ___ **S21** Solid Door w/Pull ___ **L22** Solid Door w/Saf-T-Lok® & Pull
 ___ **F17** Full Tempered Glass Door & Pull ___ **V10** Vert. Duo Acrylic & Pull ___ **W10** Vert. Duo Acrylic w/SAF-T-LOK™ & Pull
 ___ **W17** Vert. Duo w/SAF-T-LOK™ & Pull ___ **F13** Full WS Glass Door & Pull (WireShield Glass with Safety Film)

STEP 3: Optional Features at Additional Cost:

- | | | |
|--|---|---|
| <input type="checkbox"/> Color Tub - Red | <input type="checkbox"/> Futura "Fire" Handle | <input type="checkbox"/> White Vertical FE Letters LDCVWFE |
| <input type="checkbox"/> Color Tub - Black | <input type="checkbox"/> Flush Pull Handle | <input type="checkbox"/> Black Horizontal FE Letters LDCHBFE |
| <input type="checkbox"/> Commander Alarm | <input type="checkbox"/> "Fire Blanket" Letters - Red Horizontal LDCHRFB | <input type="checkbox"/> Red Horizontal FE Letters LDCHRFE |
| <input type="checkbox"/> Brigadier Alarm | <input type="checkbox"/> Black Vertical FE Letters LDCVBFE | <input type="checkbox"/> White Horizontal FE Letters LDCHWFE |

[BIM Objects for REVIT® Platform](#)

Links: [Decals/Die Cuts & Wall Signs](#), [Handles & Levers](#), [Alarms](#)

QTY	TRIM & DOOR & SERIES #		TUB I.D.			FRAME O.D.		FX Wall Opening New Dimensions in 2015 - Please Note			Fits Extinguishers View Submittal
	Model	Trim Style	A	B	C	E	F	W	H	D	
	3635	Flat Trim	12"	36"	8"	15-3/8"	39-3/8"	14 5/16"	38 5/16"	8 15/16"	Cosmic & Galaxy 2.5-10, Mercury 2.5-15 1/2, Sentinel 5-10, Saturn 15-25, Grenadier P.
	3636	1-1/2" Square Edge	12"	36"	8"	15-3/8"	39-3/8"	14 5/16"	38 5/16"	7 11/16"	
	3637	2-1/2" Rolled Edge	12"	36"	8"	15-3/8"	39-3/8"	14 5/16"	38 5/16"	6 11/16"	
	3632	4" Rolled Edge—ADA Pull	12"	36"	8"	15-3/8"	39-3/8"	14 5/16"	38 5/16"	5 3/16"	
	3638	4-1/2" Rolled Edge	12"	36"	8"	15-3/8"	39-3/8"	14 5/16"	38 5/16"	4 11/16"	

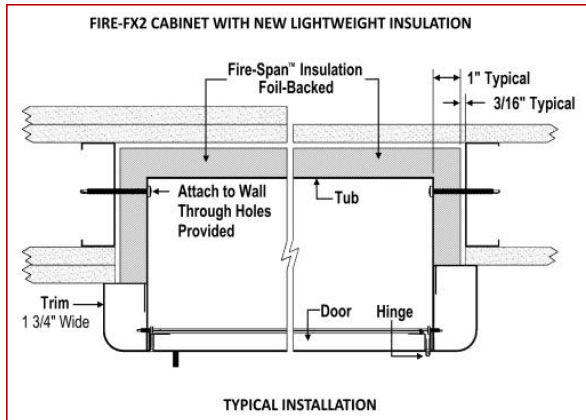
<p>ACTIVAR INC. <small>www.activarcpg.com</small> Construction Products Group</p> <p>3600, FIRE-FX2 AND SAF-T-LOK ARE TRADEMARKS OF ACTIVAR PLEASE DOWNLOAD THE MOST CURRENT SUBMITTAL FROM WEBSITE BEFORE ORDERING</p>	Distributor:	Quantity:
	Contractor:	Approved By:
	Model #:	Architect:
	Project:	Date: © Activar Construction Products Group, Inc 2015
10/5/2015		



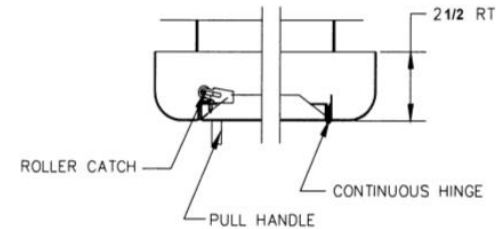
FOR MORE INFORMATION CALL 1-888-926-1365

Superior Specialty Supply • 9 Council Drive • PO Box 417 • Woodsboro, MD 21798 • www.sssupply.com

SUBMITTAL: 3600FX2™ FIRE-RATED BLANKET & EXTINGUISHER CABINET - STAINLESS STEEL: PG 2 OF 2

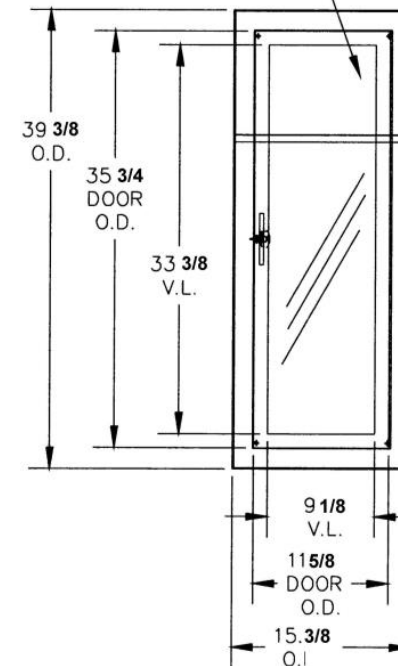
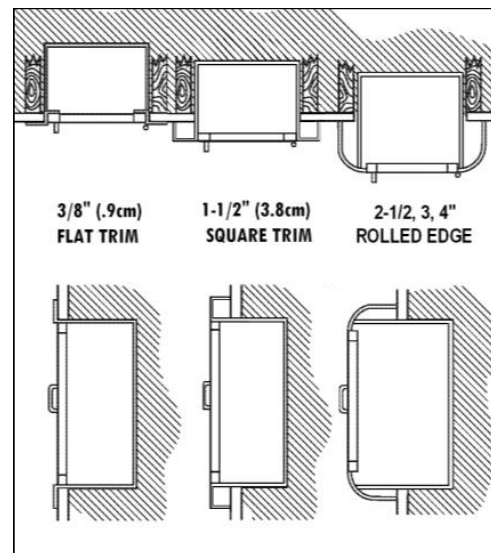
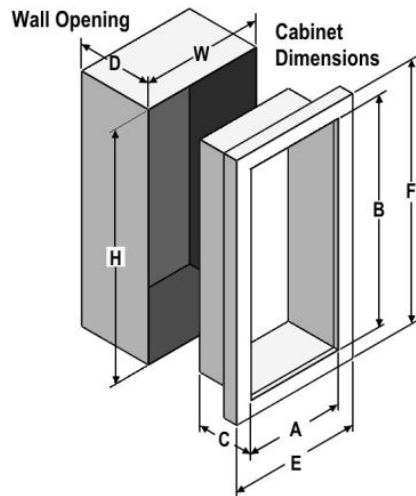


New Lighter,
FX2 Insulation



Model 3637F10FX2 Shown Above

STAINLESS 1-3/4" TRIM ON DOOR
.09" ACRYLIC GLAZING (SP-12768) PULL HANI



FOR MORE INFORMATION CALL 1-888-926-1365

Superior Specialty Supply • 9 Council Drive • PO Box 417 • Woodsboro, MD 21798 • www.sssupply.com