














Locks and Latching

-  Combined with any lock manufacturer's 1-1/8" mortise cylinder lock, including Best, Corbin Russwin and Schlage, Karp's mortise preparation provides the highest level of security. It is ideally suited for asylums, detention centers or any environment where added durability and security is required.
-  This cylinder locking device provides keyed access from the outside of the door. The night latch also has a small thumb latch that allows the spring latch to remain in a retracted position, which allows access at any time.
-  The Spanner Head is an economical tamper-proof latching solution.
-  The Allen Head Security Latch is an economical, tamper-resistant latching mechanism that discourages theft, vandalism and unauthorized entry because it cannot be opened without an Allen wrench.
-  The Knob Turn Latch is finger operated, and is beneficial when tools are not available or desirable for opening and closing the access door.
-  This flush mounted, keyless Paddle Latch has a finger pull that facilitates opening.
-  The T-Handle Latch with 90° turn is available with or without a keyed-alike cylinder lock.
-  Combined with any lock manufacturer's detention lock, Karp's Detention Lock preparation provides the maximum level of security. It is ideally suited for asylums, detention centers or any environment where added durability and security is required.
-  This economical cylinder locking device provides keyed access from the outside of the door.



FOR MORE INFORMATION CALL 1-888-926-1365
 Superior Specialty Supply • 9 Council Drive • PO Box 417 • Woodsboro, MD 21798 • www.sssupply.com

-  This flush mounted, keyless Paddle Latch has a finger pull that facilitates opening.
-  The T-Handle Latch with 90° turn is available with or without a keyed-alike cylinder lock.
-  Combined with any lock manufacturer's detention lock, Karp's Detention Lock preparation provides the maximum level of security. It is ideally suited for asylums, detention centers or any environment where added durability and security is required.
-  This economical cylinder locking device provides keyed access from the outside of the door.

Material

Type 304 stainless steel is well-suited for exterior weathering locations or interior hygienic locations such as hospitals and health care, pharmaceutical plants, research laboratories and food processing facilities. Stainless steel is corrosion resistant, durable and requires very little maintenance. Karp's stainless steel access doors have a No. 4 satin finish, which is a general purpose bright finish with a visible "grain" which prevents mirror reflection.

Aluminum is ideal for any installations or environments that require a strong, lightweight and rust-resistant access door.

Additional

Plexiglass vision panel provides durable, long-lasting and convenient viewing access to wall or ceiling contents.

Karp can integrate louvers into its door design to satisfy any architectural and ventilation requirements.

Safety Chains are ideally suited for large access door ceiling installations. Safety Chains provide additional assurance by securing the door when it is unattended.

Removeable doors allow for unobstructed access to wall or ceiling contents.



FOR MORE INFORMATION CALL 1-888-926-1365
 Superior Specialty Supply • 9 Council Drive • PO Box 417 • Woodsboro, MD 21798 • www.sssupply.com