

SUBMITTAL: COSMOPOLITAN STAINLESS STEEL FIRE-FX2™ FIRE-RATED EXTINGUISHER CABINETS

PAGE 1 OF 2

The Cosmopolitan Series in Stainless Steel is a Modern, Clean Look for Recessed & Surface-Mounted Extinguisher Cabinets.

Door & Trim Construction: # 4 stainless steel. Flush cabinet doors with a 5/8" door stop are attached by a continuous hinge and equipped with zinc-plated handle and roller catch. All models have 1-3/4" wide trim on frame and 1-1/4" trim on doors with glazing.

Trim Style & Depth: *Recessed* - 3/8" flat trim, *Semi Recessed* - 1-1/4", 1-1/2" Square Edge or 2-1/2", 3", 4", 4-1/2" Rolled Edge (4" has recessed Flush pull). See separate submittal for Trimless models.

Tub: The tub is constructed of cold rolled steel with white powder-coat finish standard. Tub forms a flange to cover cut edges of wallboard material. Fire-resistant material is attached to the exterior of the tub.

Fire Rating: Fire-FX2™ cabinets are UL listed and labeled as an approved membrane penetration firestop system for up to 2 hours in accordance with UL 1479 (ASTM-E814) and CAN/ULC-S115, when properly installed in a wall assembly according to installation instructions.

STEP 1: SELECT MODEL NUMBER AND QUANTITY ON CHART (refer to chart on pg 2)

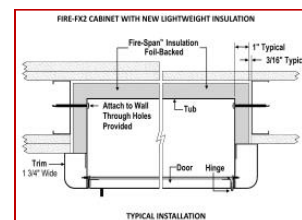
A. Determine Trim Style according to wall depth. **B.** Determine Tub I.D. according to size most suited for extinguisher and wall opening.

STEP 2: SELECT DOOR STYLE WITH HANDLE

- ☐ **F** Full Glazing
☐ **G** Full Glazing with SAF-T-LOK™
☐ **D** Horizontal Duo Panel
☐ **E** Horizontal Dual Panel with SAF-T-LOK
☐ **S21** Solid Door

Check one box below Examples on Page 2

- ☐ **L22** Solid with SAF-T-LOK
☐ **L24** Solid with Cylinder Lock - No Handle
☐ **V** Vertical Duo
☐ **W** Vertical Duo with SAF-T-LOK
☐ **B** Solid with 2" x 4" View Window & SAF-T-LOK



STEP 3: SELECT DOOR GLAZING

- ☐ **10** Clear Acrylic
☐ **13** Clear Wire Glass with Safety Film

(Check one box below)

- ☐ **15** Bronze Acrylic
☐ **16** Gray Acrylic
☐ **17** Clear Tempered Glass
☐ **18** Laminated Safety Glass



**1835F10FX2
Recessed**



**1037V10FX2
3" Rolled Edge
Semi-Recessed**

STEP 4: OPTIONAL FEATURES AT ADDED COST (SELECT ANY)

- ☐ Optional Tub Color: ___ Black ___ Red
☐ Futura "Fire" Pull ___ Mill Alum ___ Red ___ White
☐ Flush Pull Handle **PRH**
☐ Polished Chrome Handle **PUCH**
☐ Stainless Pull Handle **PUS-US32D**
☐ Other Stainless Finish: ___ #6 ___ #7 ___ #8

- ☐ Black Vertical FE Letters **LDCVBFE**
☐ Red Vertical FE Letters **LDCVRFE**
☐ White Vertical FE Letters **LDCVWFE**
☐ Black Horizontal FE Letters **LDCHBFE**
☐ Red Horizontal FE Letters **LDCHRFE**
☐ White Horizontal FE Letters **LDCHWFE**

- ☐ Black Vertical Decal **LDVBFE**
☐ Red Vertical Decal **LDVRFE**
☐ White Vertical Decal **LDVWFE**
☐ Black Horizontal Decal **LDHBFEE**
☐ Red Horizontal Decal **LDHRFE**
☐ White Horizontal Decal **LDHWFE**

- ☐ Stainless Tub
☐ **(CA)** Commander Alarm
☐ **(BA)** Brigadier Alarm
☐ Vertical Red FE Silkscreen Lettering- **SSFELVR** ___ Door ___ Glass
☐ Lettering: Etched on Glass, Engraved on Metal, Silkscreen; Not available for #7 or #8 finish on doors. Attach separate submittal to order.

It is the responsibility of the customer to communicate specifications and product performance requirements that are needed for their application. This document is intended to convey potential product configurations and offerings. It is not to be used to imply or represent a specification or rating, of finished products shipped. Detailed, specific submittals can be created upon request. It is the responsibility of the customer to specify product accordingly to comply with local laws, codes, and ordinances.



Distributor:		Project:
Contractor:		Approved By:
Date:	Quantity:	Architect:
Scale: N/A	Pages: 1 of 1	Item #

© 2023 Activar Construction Products Group, Inc.

THE INFORMATION CONTAINED IN THIS DOCUMENT IS THE SOLE PROPERTY OF ACTIVAR CONSTRUCTION PRODUCTS GROUP, INC. ANY REPRODUCTION IN PART OR AS A WHOLE WITHOUT THE WRITTEN PERMISSION OF ACTIVAR CONSTRUCTION PRODUCTS GROUP, INC. IS PROHIBITED.

11/10/2023



FOR MORE INFORMATION CALL 1-888-926-1365

Superior Specialty Supply • 9 Council Drive • PO Box 417 • Woodsboro, MD 21798 • www.sssupply.com

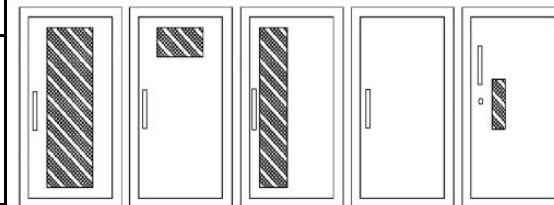
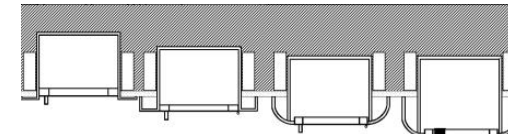
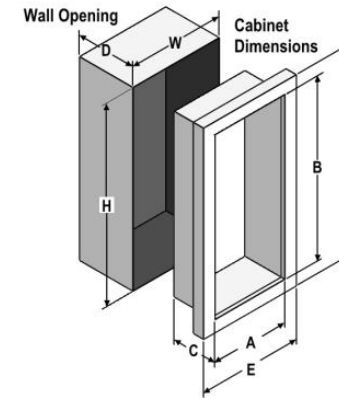
SUBMITTAL: COSMOPOLITAN STAINLESS FIRE-FX2 EXTINGUISHER CABINETS

PG 2 OF 2

TRIM & DOOR SERIES #			Tub I.D.			Frame O.D.		FX Wall Openings			Fits Fire Extinguisher
QTY	Model	Trim Style (in)	A	B	C	E	F	W	H	D	
	8135	Flat 3/8" Trim ●	9	18	5 1/2	12 3/8	21 3/8	11 5/16	20 5/16	6 7/16	Cosmic & Galaxy 2 1/2-6 (6 lb must be mounted to back of tub), Mercury 2 1/2-5
	8136	1 1/2 Square ●	9	18	5 1/2	12 3/8	21 3/8	11 5/16	20 5/16	5 3/16	
	8137	2 1/2 Rolled ●	9	18	5 1/2	12 3/8	21 3/8	11 5/16	20 5/16	4	
	1730	2-1/4 Square ●	10 1/2	24	5	13 7/8	27 3/8	12 13/16	26 5/16	4	Cosmic/Gal/Merc 2-5
	1835	Flat 3/8" Trim ●	10 1/2	24	5 1/2	13 7/8	27 3/8	12 13/16	26 5/16	6 7/16	Cosmic & Galaxy 2 1/2-6 (6 lb must be mounted to back of tub), Mercury 2 1/2-5
	1836	1 1/2 Square ●	10 1/2	24	5 1/2	13 7/8	27 3/8	12 13/16	26 5/16	5 3/16	
	1837	3 Rolled ●	10 1/2	24	5 1/2	13 7/8	27 3/8	12 13/16	26 5/16	3 11/16	
	1832	4 Rolled/Flush Pull ●	10 1/2	24	5 1/2	13 7/8	27 3/8	12 13/16	26 5/16	2 7/8	
	1838	4 1/2 Rolled	10 1/2	24	5 1/2	13 7/8	27 3/8	12 13/16	26 5/16	2 3/16	
	1035	Flat 3/8" Trim ●	10 1/2	24	6	13 7/8	27 3/8	12 13/16	26 5/16	6 15/16	Cosmic & Galaxy 2 1/2-10 Mercury 2 1/2-5, Sentinel 5
	1036	1 1/2 Square ●	10 1/2	24	6	13 7/8	27 3/8	12 13/16	26 5/16	5 11/16	
	1037	3 Rolled ●	10 1/2	24	6	13 7/8	27 3/8	12 13/16	26 5/16	4	
	1032	4 Rolled/Flush Pull ●	10 1/2	24	6	13 7/8	27 3/8	12 13/16	26 5/16	3 3/8	
	1038	4 1/2 Rolled	10 1/2	24	6	13 7/8	27 3/8	12 13/16	26 5/16	2 11/16	
	2035	Flat 3/8" Trim ●	12	27	7 3/4	15 3/8	30 3/8	14 5/16	29 5/16	8 11/16	Any Cosmic or Galaxy (20 lb must be mounted to back of tub), Mercury, Saturn or Grenadier P, Sentinel 5 & 10, Nebula 270
	2036	1 1/4 Square ●	12	27	7 3/4	15 3/8	30 3/8	14 5/16	29 5/16	7 11/16	
	2037	2 1/2 Rolled ●	12	27	7 3/4	15 3/8	30 3/8	14 5/16	29 5/16	6 7/16	
	2032	4 Rolled/Flush Pull ●	12	27	7 3/4	15 3/8	30 3/8	14 5/16	29 5/16	5 1/8	
	2038	4 1/2 Rolled	12	27	7 3/4	15 3/8	30 3/8	14 5/16	29 5/16	4 7/16	
	3035	Flat 3/8" Trim ●	16	32	7 3/4	19 3/8	35 3/8	18 5/16	34 5/16	8 11/16	Any Cosmic or Galaxy (20 lb must be mounted to back of tub), Mercury, Saturn or Grenadier P, Sentinel 5-15, Nebula 270, 272, 250
	3036	1 1/4 Square ●	16	32	7 3/4	19 3/8	35 3/8	18 5/16	34 5/16	7 11/16	
	3037	2 1/2 Rolled ●	16	32	7 3/4	19 3/8	35 3/8	18 5/16	34 5/16	6 7/16	
	3032	4 Rolled/Flush Pull ●	16	32	7 3/4	19 3/8	35 3/8	18 5/16	34 5/16	5 1/8	
	3038	4 1/2 Rolled	16	32	7 3/4	19 3/8	35 3/8	18 5/16	34 5/16	4 7/16	
	4035	Flat 3/8" Trim ●	20	27	7 3/4	23 3/8	30 3/8	22 5/16	29 5/16	8 11/16	Two each of: any Cosmic or Galaxy (20 lb must be mounted on tub), Mercury, Saturn or Grenadier P, Sentinel 5
	4036	1 1/4 Square ●	20	27	7 3/4	23 3/8	30 3/8	22 5/16	29 5/16	7 11/16	
	4037	2 1/2 Rolled ●	20	27	7 3/4	23 3/8	30 3/8	22 5/16	29 5/16	6 7/16	
	4032	4 Rolled/Flush Pull ●	20	27	7 3/4	23 3/8	30 3/8	22 5/16	29 5/16	5 1/8	
	4038	4 1/2 Rolled	20	27	7 3/4	23 3/8	30 3/8	22 5/16	29 5/16	4 7/16	



New Lighter, FX2
Insulation



F - Full glass with pull handle
G - Full glass with pull handle above Saf-T-Lok (not shown)
D - Horizontal duo panel with pull handle
E - Horizontal duo panel with pull handle above Saf-T-Lok (not shown)
V - Vertical duo panel with pull handle
W - Vertical duo panel with pull handle above Saf-T-Lok (not shown)
S21 - Solid with pull handle (shown)
L22 - Solid with pull handle above Saf-T-Lok
L24 - Solid with cylinder key lock and no handle
B - Small view window with pull handle above Saf-T-Lok

ADA Cabinet Mounting Height: Standard Pull on G, E, W, L22 and B Door Styles with Saf-T-Lok are 3 5/8\" Higher than Door Center, so Allow for that When Mounting Cabinet.
Standard Pull with No Lock or Flush Pull are Centered on Door.

See website for items that are available on our stock list.

©2023 Activar Construction Products Group, Inc. THE INFORMATION CONTAINED IN THIS DRAWING IS THE SOLE PROPERTY OF ACTIVAR CONSTRUCTION PRODUCTS GROUP, INC. convey potential product configurations and offerings. It is not to be used to copy or represent a specification or rating of finished product. ANY REPRODUCTION IN PART OR AS A WHOLE WITHOUT THE WRITTEN PERMISSION OF ACTIVAR CONSTRUCTION PRODUCTS GROUP, INC. IS PROHIBITED. To comply with local laws, codes, and ordinances.



FOR MORE INFORMATION CALL 1-888-926-1365

Superior Specialty Supply • 9 Council Drive • PO Box 417 • Woodsboro, MD 21798 • www.sssupply.com