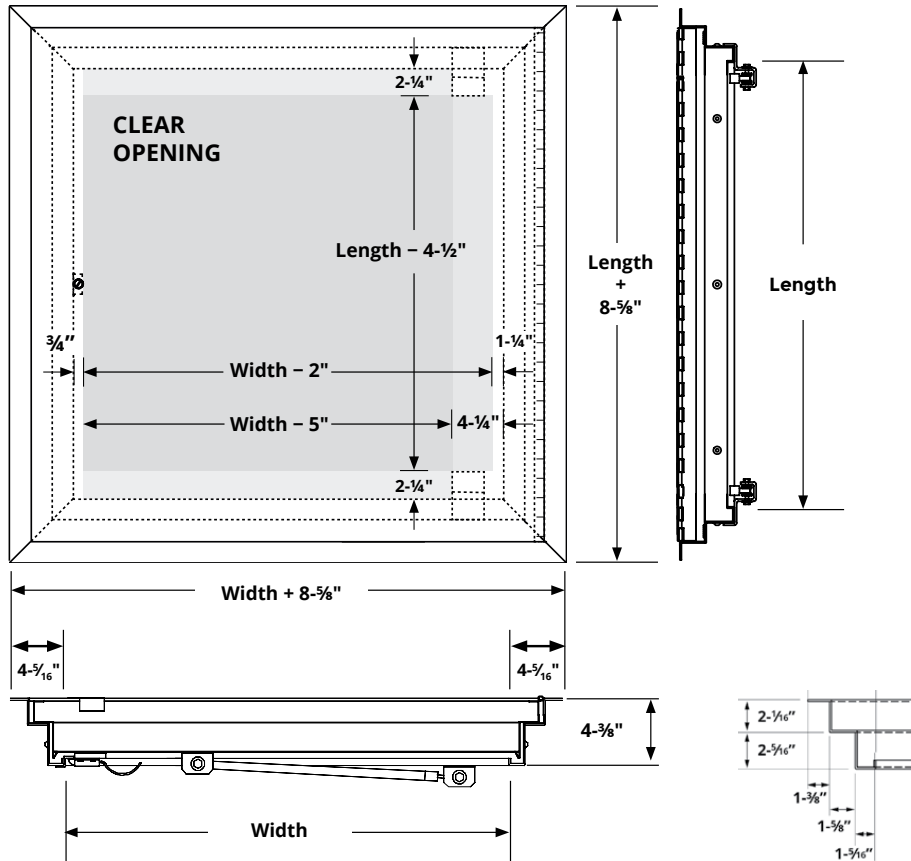


FLOOR DOOR - 1 HOUR FIRE-RATED FLOOR DOOR - FFD1

JL fire rated floor doors are designed to control the transmission of heat and flames when installed in a floor-ceiling assembly with a maximum temperature rise of 250°F for the rating period.



SPECIFICATIONS:

Exterior Frame Material: 12 ga (2.75 mm) galvanized steel, supplied with stainless steel anchor straps
Door Frame Material: 14 ga (1.99 mm) galvanized steel
Door Panel Material: 3/16" (4.78 mm) steel diamond plate exterior with 12 ga galvanized steel stiffener channels.
Standard Finish:

Door Frame: Gray primer
Concrete Install Outer Frame: Bituminous coating

Insulation: High temperature insulation in door
Latch: 316 Stainless steel slam latch with removable cover plug, operable from the top side by a removable tool and underside by a spoon handle.

Hinge: Continuous stainless steel piano hinge

Spring: 316 Stainless steel nitrogen cylinder(s)

Live Load: 150 psf

Sizes: Minimum 16" x 16", Maximum 42" x 54"

*Doors with a width greater than 24" open 90°. Doors 24" wide and less open 80° to 85°

FIRE RATING:

Warnock Hersey Intertek listed and labeled to NFPA-288, ASTM E-119, CAN/ULC-S101, NFPA25, NFPA-252, UL-10B, CAN/ULC-S104

Note: Floor Door is not to be exposed to rain or wet environments. Intended for dry location use only.

ORDER SIZE = FRAME INSIDE DIMENSION

| QTY | MODEL | ORDER SIZE | | APPROX. WEIGHT |
|-----|------------|------------|--------|----------------|
| | | WIDTH | LENGTH | |
| | FFD1-2424* | 24" | 24" | 108 lbs. |
| | FFD1-2436* | 24" | 36" | 162 lbs. |
| | FFD1-3030 | 30" | 30" | 169 lbs. |
| | FFD1-3036 | 30" | 36" | 203 lbs. |
| | FFD1-3048 | 30" | 48" | 270 lbs. |
| | FFD1-3630 | 36" | 30" | 203 lbs. |
| | FFD1-3636 | 36" | 36" | 243 lbs. |
| | FFD1-3648 | 36" | 48" | 324 lbs. |
| | FFD1-4242 | 42" | 42" | 331 lbs. |
| | FFD1-4254 | 42" | 54" | 425 lbs. |

Custom Size Approval Signature is required.



| | | | |
|--------------|---------------|--------------|--|
| Distributor: | | Project: | |
| Contractor: | | Approved By: | |
| Date: | | Architect: | |
| Scale: N/A | Pages: 1 of 2 | Item #: | |

© 2020 Activar Construction Products Group, Inc.

THE INFORMATION CONTAINED IN THIS DRAWING IS THE SOLE PROPERTY OF ACTIVAR CONSTRUCTION PRODUCTS GROUP, INC. ANY REPRODUCTION IN PART OR AS A WHOLE WITHOUT THE WRITTEN PERMISSION OF ACTIVAR CONSTRUCTION PRODUCTS GROUP, INC. IS PROHIBITED.

REV A - JAN - 2020



FOR MORE INFORMATION CALL 1-888-926-1365

Superior Specialty Supply • 9 Council Drive • PO Box 417 • Woodsboro, MD 21798 • www.sssupply.com

FLOOR DOOR - 1 HOUR FIRE-RATED FLOOR DOOR - FFD1

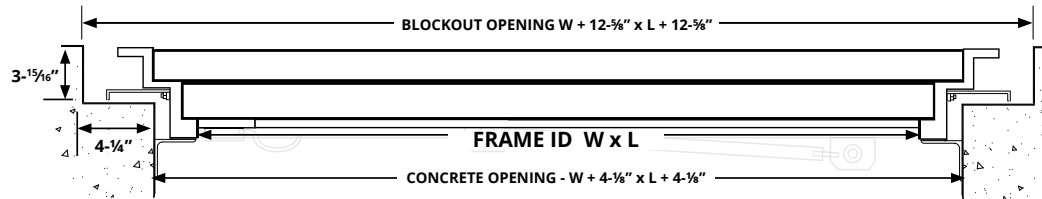
ADDITIONAL OPTIONS:

| | |
|--|----|
| Wood Frame Installation - Supplied with fasteners, drivers and high temperature sealer | W |
| Self Closing Mechanism- Fusible link activates at 165°F | SC |
| 300 lb/ft ² live load | 3C |
| Latch and Handle Options | |
| Recessed Stainless Steel Turn Handle Topsis** | T |
| Padlock Hasp | P |

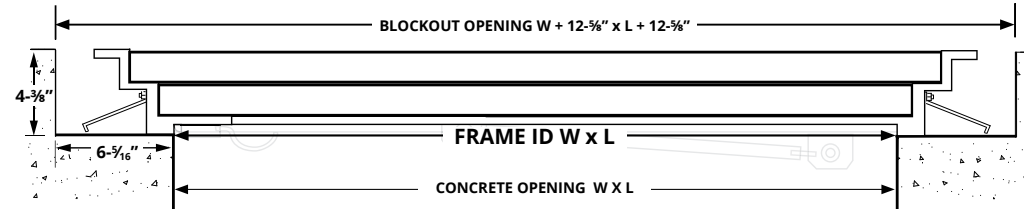
** Not Available if Recessed Aluminum Smooth Door (R) is also chosen

| Door Panel Options | |
|--|------|
| 1/4" (6.35 mm) Aluminum Smooth Door | 2AS |
| 1/4" (6.35 mm) Aluminum Diamond Door | 2AC |
| 1/4" (6.35 mm) Steel Diamond Door | 2SC |
| 3/16" (4.78 mm) Steel Smooth Door | 1SS |
| Recessed Aluminum Smooth Door Recessed for 3/16" (4.78 mm) VCT Tile/Carpet | 1ASR |
| Yellow Door Panel w/Lettering "Fire Door Do Not Store Materials/Equipment on Surface" | Y |

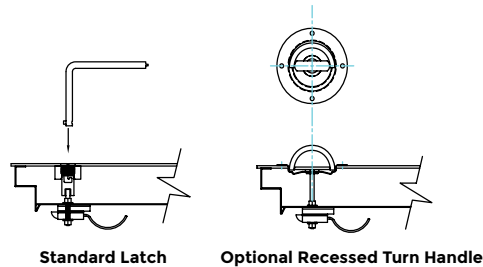
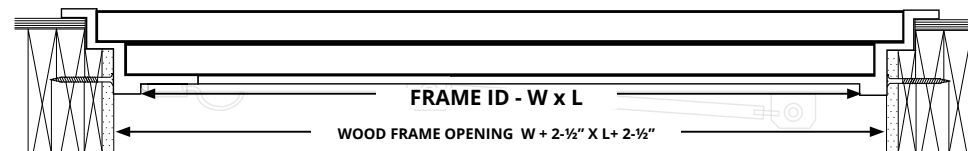
CONCRETE INSTALLATION - RETROFIT #1 (Angle Supports by Others)



CONCRETE INSTALLATION - RETROFIT #2



OPTIONAL WOOD FRAME INSTALLATION



| | |
|---------------|--------------|
| Distributor: | Project: |
| Contractor: | Approved By: |
| Date: | Architect: |
| Scale: N/A | Item #: |
| Pages: 2 of 2 | |

© 2019 Activar Construction Products Group, Inc.

THE INFORMATION CONTAINED IN THIS DRAWING IS THE SOLE PROPERTY OF ACTIVAR CONSTRUCTION PRODUCTS GROUP, INC. ANY REPRODUCTION IN PART OR AS A WHOLE WITHOUT THE WRITTEN PERMISSION OF ACTIVAR CONSTRUCTION PRODUCTS GROUP, INC. IS PROHIBITED.



FOR MORE INFORMATION CALL 1-888-926-1365

Superior Specialty Supply • 9 Council Drive • PO Box 417 • Woodsboro, MD 21798 • www.sssupply.com